



Production,
Distribution &
Transportation
Solutions.



Sustainably
Connecting
Everyone,
Everything,
Everywhere.

Material handling logistics solution

Alternative to



- ✓ Overhead Cranes
- ✓ Forklifts
- ✓ Conveyors for Handlers

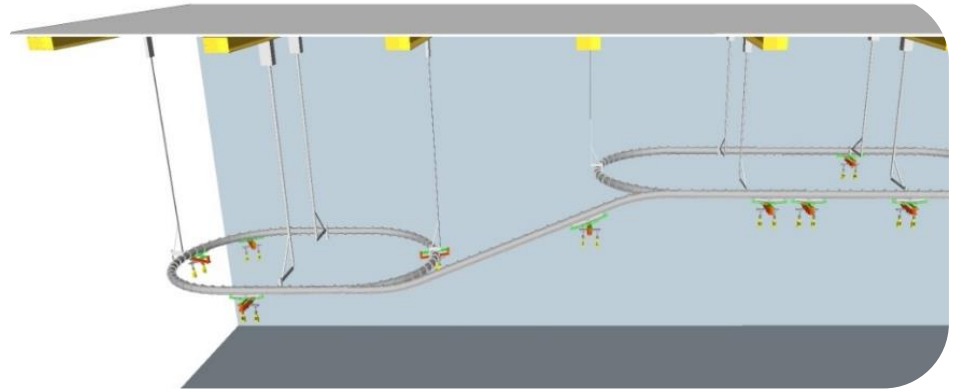




- ✓ Modular & adaptable rail & cart design



- ✓ Variable & granular batch logistics

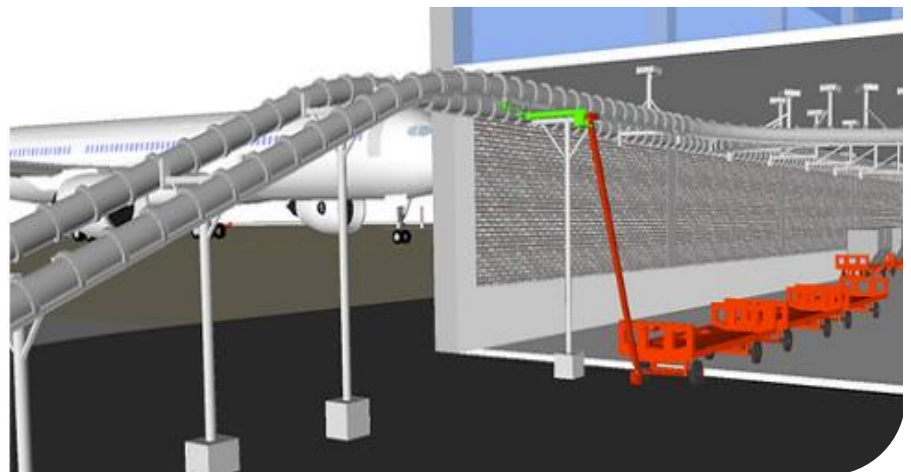


- ✓ Overcome slopes & curves
- ✓ Self-locking along inclines



- ✓ Rail protection from debris
- ✓ Drive system safely within rail

- ✓ Indoor & outdoor environments





✓ Fast overland installation



✓ Lightweight monorail infrastructure



✓ Lean & direct logistics

✓ Reliable self-guiding track



✓ Simple automation

✓ Low maintenance & self-cleaning



✓ Helical Traction + Wheel Hub Motor



✓ Energy-efficient



✓ Powerful propulsion



✓ Precise & progressive speed variation



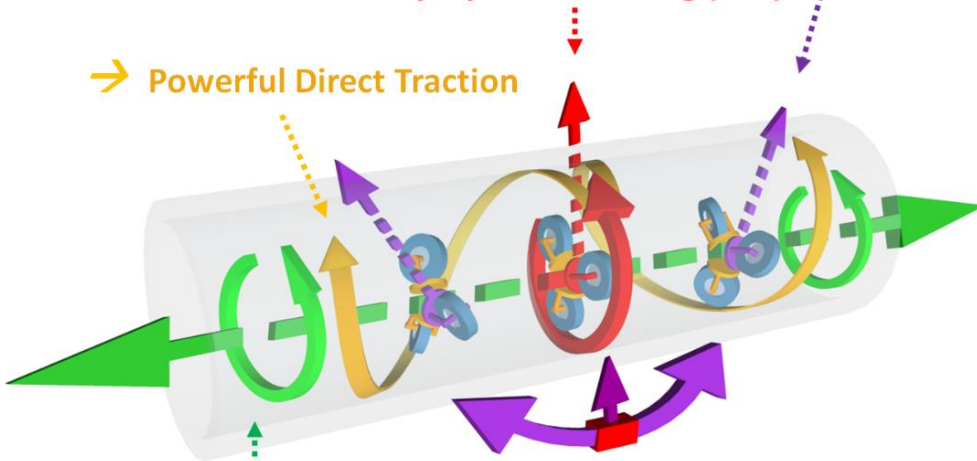
✓ Compact & all-in-one :

- Transmission
- Braking
- Traction
- Direction

→ Efficient Continuously Variable Transmission (CVT)

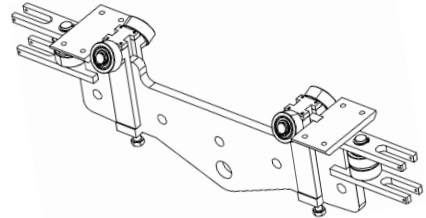
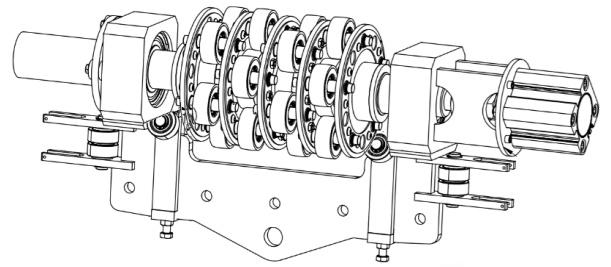
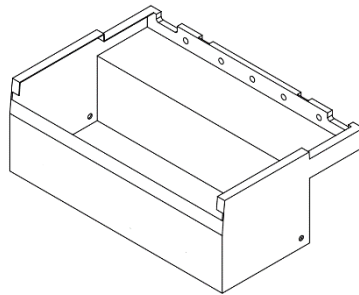
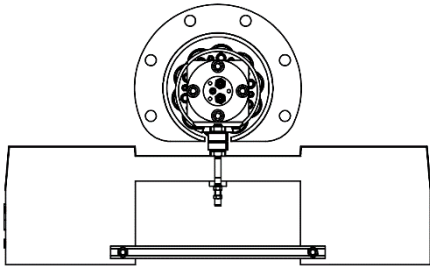
→ "2 in 1" Stationary Flywheel Braking (SFB)

→ Powerful Direct Traction



→ Practical Continuous Direction Inversion (CDI)

HubTrack® Monorail A-20



Specifications

Underhung & enclosed monorail
MMA standard compliant

Dimensions

Rail diameter : 8"
Drive module height : 17.5"
Cart base length : 28"
Cart to rail offset : 5" to 9.5"

Weight

Rail : 28 lbs per foot
Hydraulic module : 120 lbs
Cart base : 30 lbs
Hydraulic & battery kit : 160 lbs

Driving Module

Helical drive
10-20 degree of pitch variation
20 angular wheels per rotor

Operation & Capacity

Max speed : 3 to 6 fps
Load per cart : 2 Tons

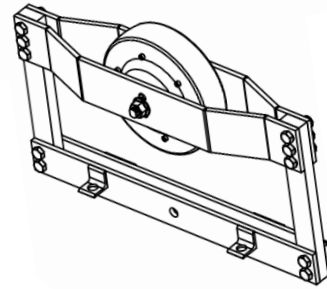
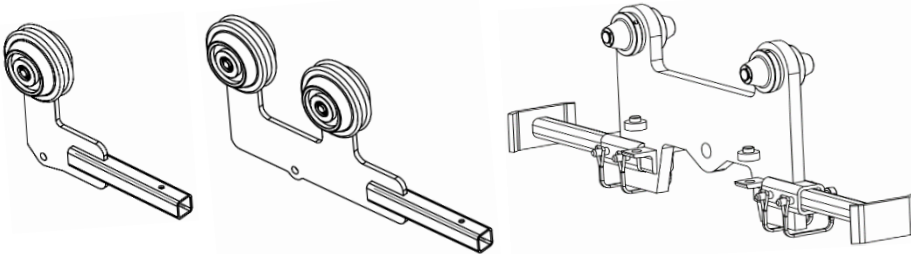
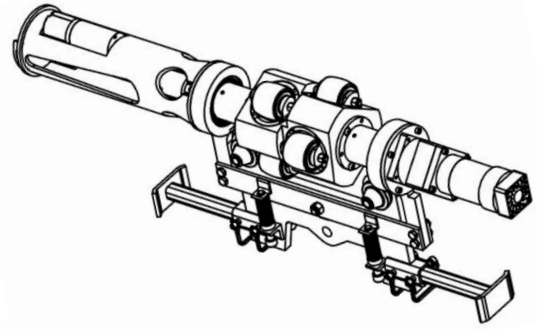
Energy Supply

Electric motorisation
Per drive module : 400W and +

Energy Efficiency

70% at all times

HubTrack® Monorail A-22



Specifications

Underhung & enclosed monorail
MMA standard compliant



Dimensions

Rail diameter : 8"
Drive module height : 15"
Cart base length : 16.5"
Cart base offset : 4" to 7"



Weight

Rail : 28 lbs per foot
Electric module : 120 lbs
Cart base : 30 lbs



Driving Module

Helical system
90-180 degree of pitch variation
6 and+ angular wheels per rotor
Wheel hub motor option



Operation & Capacity

Max speed : 40 km/h
Load per cart : 1 to 4 tonnes
100% Modular & adaptable



Energy Supply


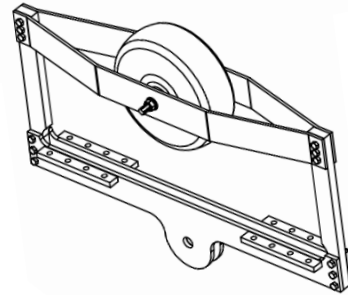
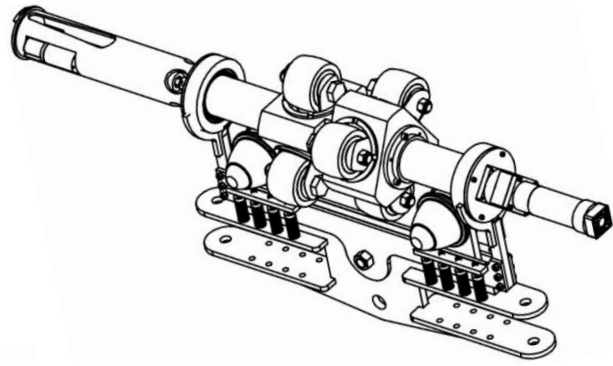
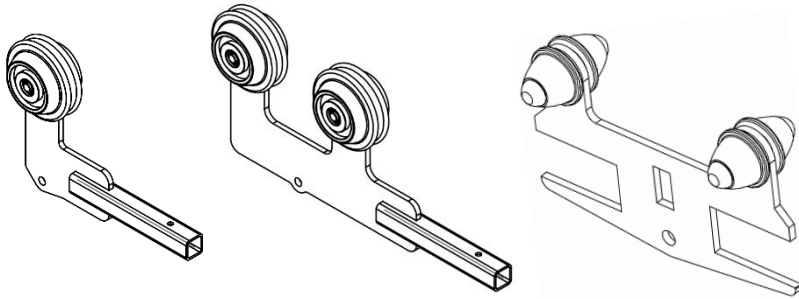
Electric motorisation
Per drive module : 150W and +



Energy Efficiency

90% and over

HubTrack® Monorail B-22



Specifications

Underhung & enclosed monorail
MMA standard compliant



Dimensions

Rail diameter : 16"
Drive module Height : 38"
Base cart length : 40"
Cart to rail offset : 10" to 12"



Weight

Rail : 60 lbs per foot
Electric Module : 300 lbs
Base cart : 140 lbs



Driving Module

Helical drive
90-180 degree of pitch variation
6 and+ angular wheels per rotor
Wheel hub motor option



Operation & Capacity

Max speed : 240 km/h
Load per cart : 6 to 9 Tons
100% Modular & adaptable



Energy Supply

Electric motorisation
Per drive module : 300W and +



Energy Efficiency

90% and over